

DAILY REPORT

3/19/2010

(Data from Thursday, March 18, 2010)

SINGLE ADULTS	
Drop-in Center Clients Served	482
Drop-in Center Overnight Census	112
Faith Bed Census	297
Outreach Contacts	265
Outreach Placements	10
Safe Haven Utilization	354
Veterans In Short-term Housing	369

FAMILY INTAKE	
Families Requesting Temporary Housing at PATH	112
Adult Families Requesting Temporary Housing at AFIC	16
Families Placed in Overnight Accommodations	0
Families w/children at PATH Overnight (pre 10PM)	0

TOTAL SHELTER CENSUS	
Adults	21,658
Children	15,465
Total Individuals	37,123

SINGLE ADULT SHELTER CENSUS	
Men	5,368
Women	2,246
Total Single Adults	7,614

FAMILIES WITH CHILDREN CENSUS	
Families	8,660
Adults	11,307
Children	15,465
Individuals	26,772

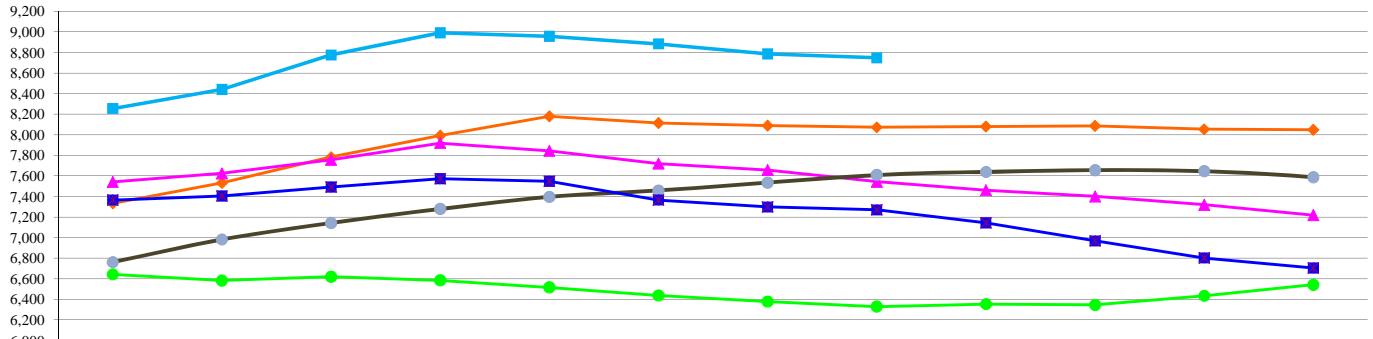
ADULT FAMILIES CENSUS	
Families	1,312
Individuals (Adults)	2,737

* As HPD families have been reported separately of the DHS census since October 2005, the Daily Report will no longer include updates as to HPD specific data.

* Beginning with the 11/5/08 report, DHS is distinguishing Safe Haven capacity from single adult shelter capacity. Safe Havens are a new "Housing First" model targeted to chronically street homeless individuals who have chosen not to enter traditional shelter.

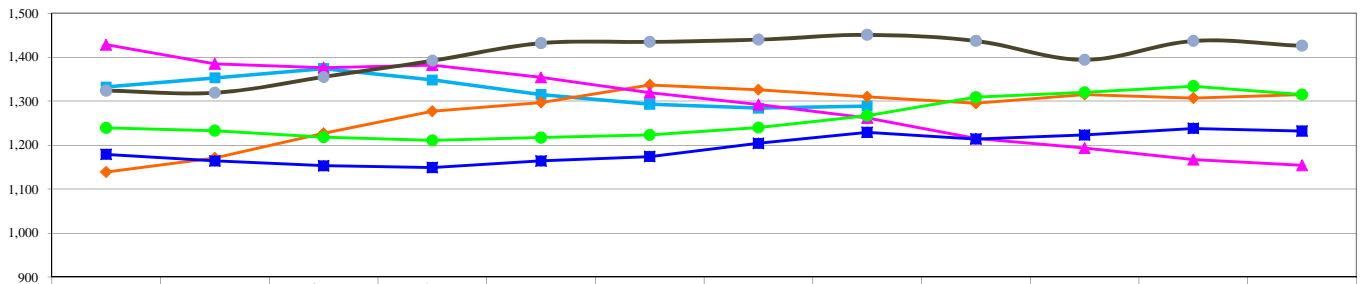
* Beginning with the 11/5/08 report, DHS is distinguishing the capacity of short-term housing programs for homeless veterans from single adult shelter capacity.

DHS Families with Children Census



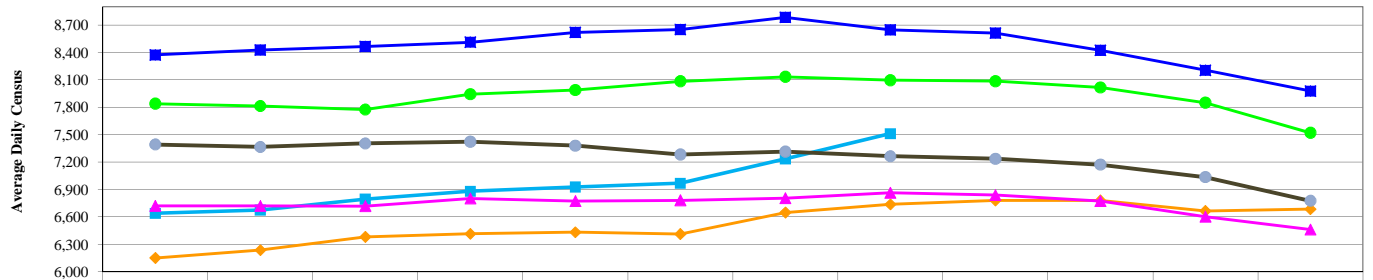
	July	Aug	Sept	Oct	Nov	Dec	Jan	Feb	Mar	Apr	May	June
FY 10	8,255	8,441	8,776	8,991	8,957	8,884	8,786	8,748				
FY 09	7,334	7,531	7,784	7,993	8,180	8,115	8,090	8,073	8,081	8,087	8,055	8,049
FY 08	7,541	7,624	7,755	7,919	7,843	7,719	7,658	7,543	7,462	7,400	7,319	7,219
FY 07	6,761	6,981	7,142	7,278	7,395	7,458	7,533	7,609	7,637	7,655	7,646	7,587
FY 06	6,642	6,582	6,619	6,584	6,516	6,437	6,377	6,329	6,353	6,345	6,434	6,541
FY 05	7,365	7,405	7,492	7,572	7,548	7,365	7,298	7,270	7,143	6,968	6,802	6,704

DHS Adult Family Census



	July	Aug	Sept	Oct	Nov	Dec	Jan	Feb	Mar	Apr	May	June
FY 10	1,332	1,353	1,374	1,348	1,315	1,293	1,284	1,289				
FY 09	1,139	1,171	1,227	1,277	1,297	1,337	1,326	1,310	1,295	1,315	1,307	1,315
FY 08	1,428	1,385	1,376	1,382	1,354	1,319	1,292	1,262	1,215	1,193	1,167	1,154
FY 07	1,324	1,319	1,355	1,392	1,432	1,435	1,440	1,451	1,437	1,394	1,437	1,426
FY 06	1,239	1,233	1,218	1,211	1,217	1,223	1,240	1,267	1,309	1,320	1,334	1,315
FY 05	1,179	1,164	1,153	1,149	1,164	1,174	1,204	1,229	1,214	1,223	1,238	1,232

DHS Single Adult Shelter Census



	Jul	Aug	Sep	Oct	Nov	Dec	Jan	Feb	Mar	Apr	May	Jun
FY 10	6,638	6,674	6,793	6,880	6,926	6,967	7,234	7,510				
FY 09	6,150	6,235	6,381	6,414	6,432	6,412	6,648	6,737	6,780	6,780	6,665	6,684
FY 08	6,719	6,719	6,718	6,801	6,771	6,781	6,804	6,863	6,839	6,771	6,602	6,460
FY 07	7,392	7,365	7,404	7,422	7,379	7,282	7,313	7,263	7,235	7,171	7,035	6,775
FY 06	7,839	7,812	7,775	7,942	7,988	8,084	8,133	8,095	8,085	8,016	7,849	7,520
FY 05	8,372	8,426	8,464	8,511	8,618	8,650	8,783	8,646	8,612	8,422	8,204	7,976